

University of Jijel

Department of Science and Technology of Physical Activities and Sports

Level: 1st Master

Responsible for the module: S. ROUABI

UNIVERSITY SEASON: 2023/2024



ENGLISH

sifurouabi21@gmail.com

EDUCATION OBJECTIVES:

- ▶ Basic rules and knowledge associated with the English language.
- ▶ Raising the student's linguistic level and acquiring the languages of research and communication

PRIOR KNOWLEDGE REQUIRED:

- ▶ Knowing the most important basic rules related to the English language.
- ▶ Access to the most important literature related to the English language.

➔ English content:

- 1) Etymology, means and tools of speech.
- 2) Silent letters, vowels and pronunciation, stress letters.
- 3) Vocabulary: the nature of the word, the form and structure of the sentence, types of sentences.
- 4) Grammar: the phrase, the conditional sentence, the sentence and its content (grammar/morphology).
- 5) Semantics: plurality, synonymy, antonym, figurative expression.
- 6) The most important terms in the sports field
- 7) The most important professions related to the sports field

PRODUCTION:

UNIT 01

Etymology, means and tools of speech.

LESSON : 07

“

MEANS AND TOOLS OF

SPEECH

”

What is PUBLIC SPEAKING TOOLS?

vocal delivery

body language

visual aids



method of delivery

audience engagement

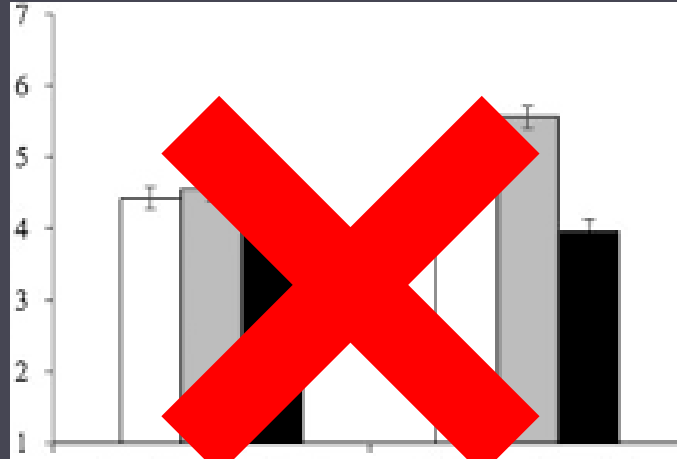
1) VOCAL DELIVERY

Vocal delivery refers to how you use your voice to communicate your message in a public

MONOTONE MANNER



INFLECTION OR VARIETY



BORING



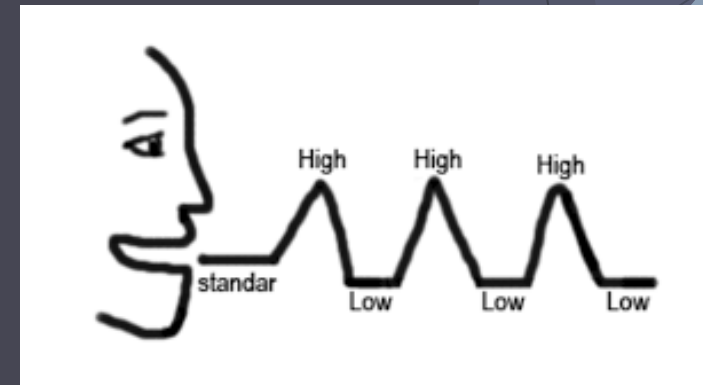
ENTHUSIASM



VOLUME IS THE LOUDNESS OR SOFTNESS



PITCH



2) BODY LANGUAGE

our body is a valuable tool in a public speech. How you use body language influences what your audience thinks of you and how the audience understands your message



2) BODY LANGUAGE



POINTING YOUR FINGER



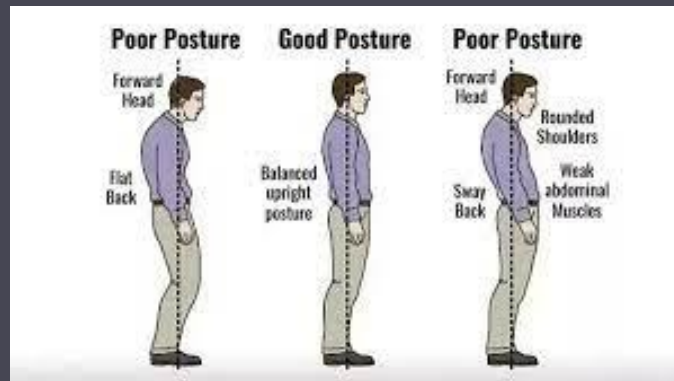
POUNDING YOUR HAND



FACIAL EXPRESSIONS



CLOTHING AND GROOMING



POSTURE

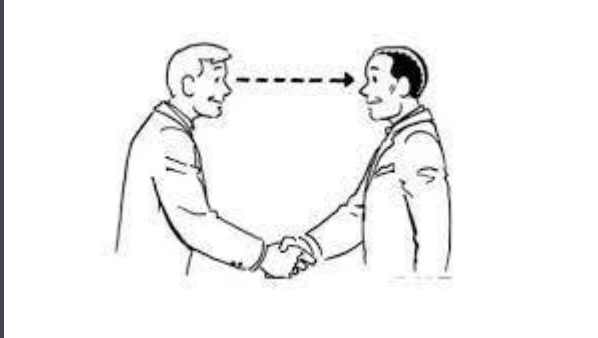


DO NOT LOCK YOUR KNEES



2) BODY LANGUAGE

EYE CONTACT



GESTURES INVOLVE
MOVEMENT OF
YOUR ARMS



3) VISUAL AIDS

Visual aids used in speeches are such things as objects, writing boards



3) VISUAL AIDS

Visual aids are used for “03” main reasons:

- ▷ To seize viewers' attention and help them focus on major points. Sometimes it takes an eye-catching visual to grab the viewer's attention.
- ▷ To translate words into meaning. A graphic, photograph, or chart may be easier to understand than someone's vocal description of a topic.
- ▷ To get your point across. Use visual aids to help educate, inform, and persuade.

4) AUDIENCE ENGAGEMENT

Engaging your audience helps your listeners feel as if they are part of the speech.

ASKING QUESTIONS



TELLING APPROPRIATE JOKES



ASKING FOR FEEDBACK



MOVE AROUND, WALKING AROUND THE AUDIENCE

5) METHOD OF DELIVERY

For any type of speech, you can choose one of these methods of delivery:
speaking from a manuscript, **speaking from memory**



SPEAKING FROM A MANUSCRIPT



THE MEMORIZED SPEECH

➔ BIBLIOGRAPHY:

- <https://edis.ifas.ufl.edu/publication/WC117>

THE END

Thanks for your attention!